



Financial Highlights

For the Year Ended June 30, 2020



The information presented has been derived from the financial statements and information provided by Early Learning Coalition of Broward County, Inc. . It is not intended to be a financial report under generally accepted accounting principles.

Total Assets

\$ 16,050,625

Total Liabilities

\$ 15,729,069

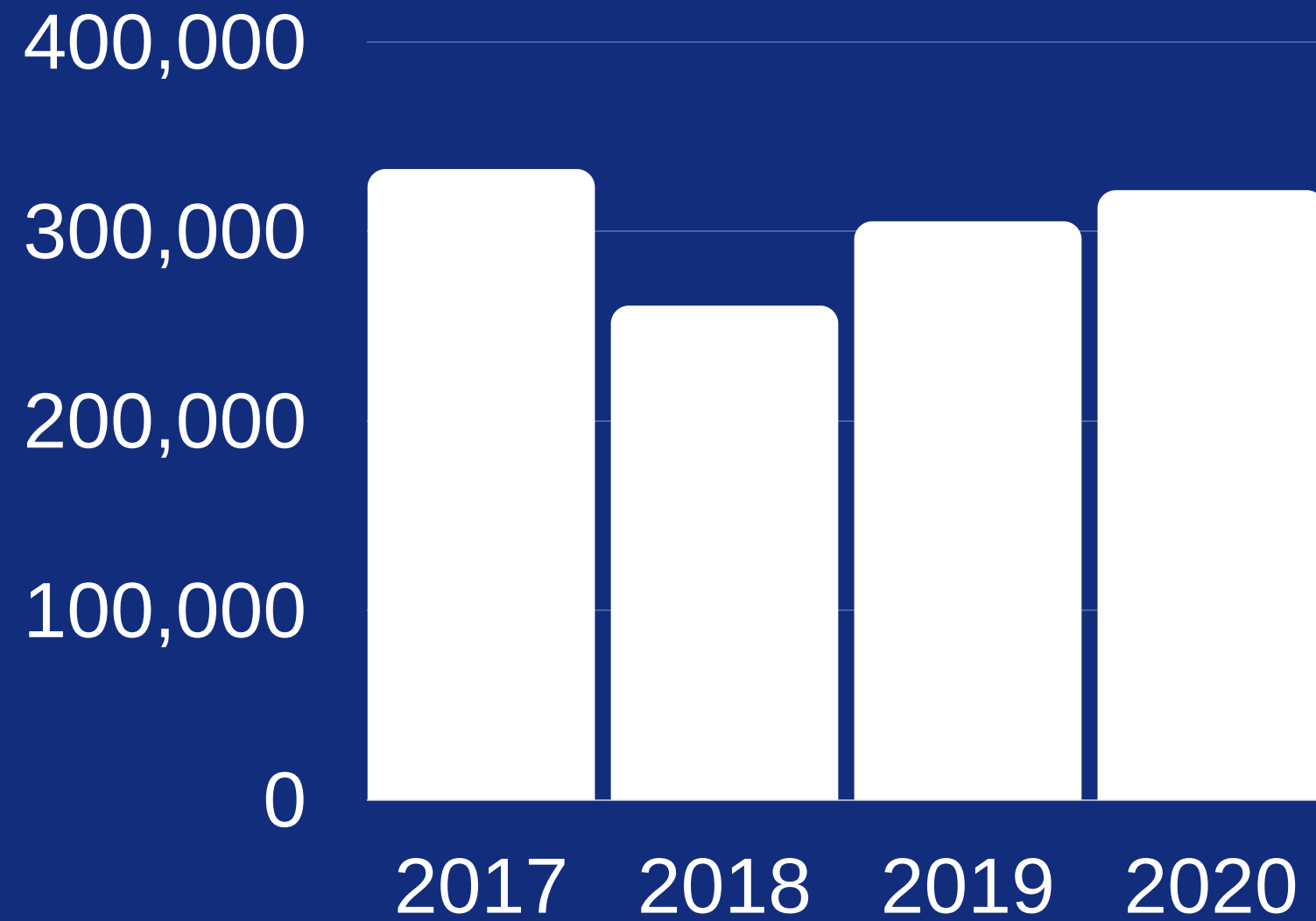
Net Assets

\$ 321,556

**Statement of
Financial
Position**



Net Assets of the Organization for the last four years:

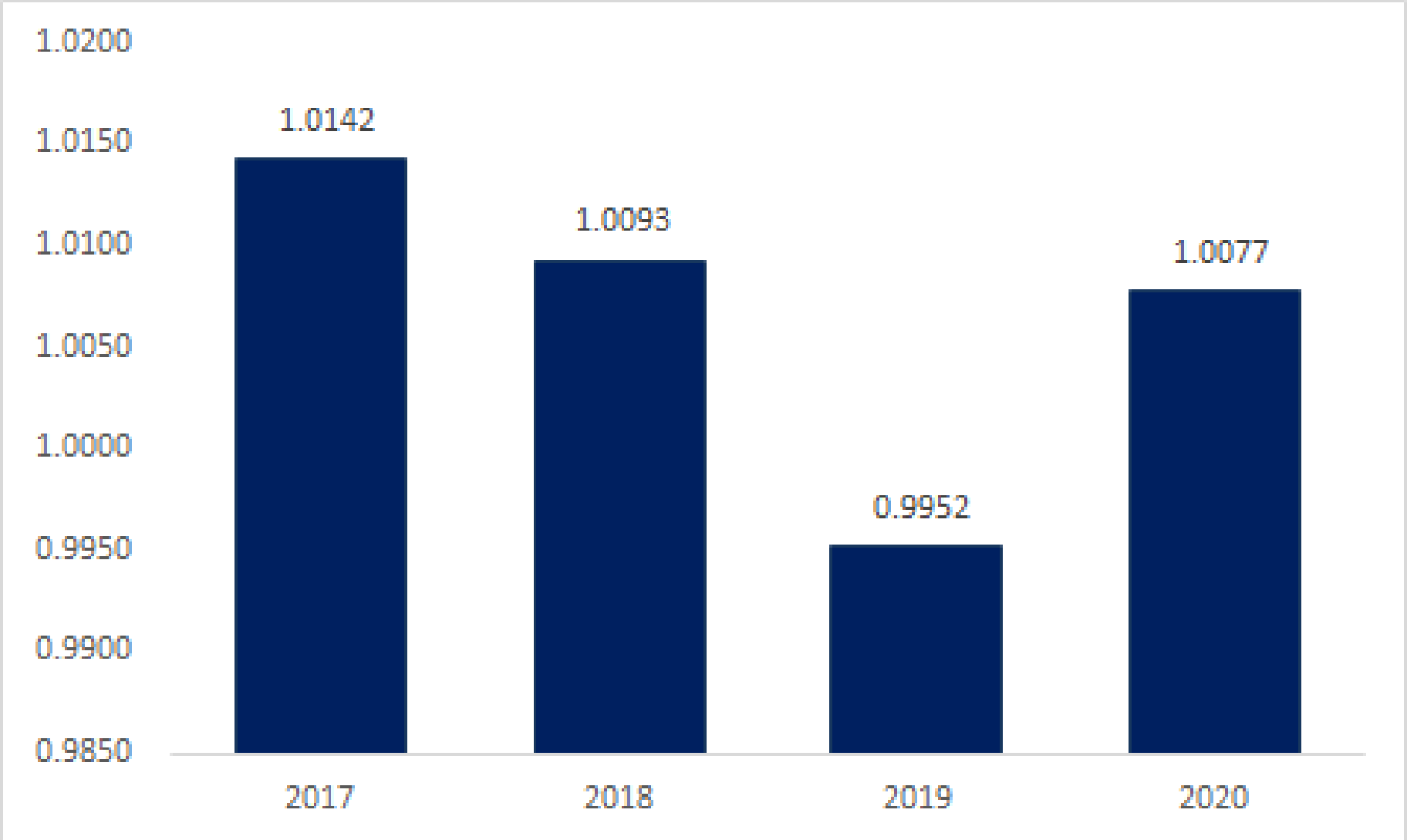


Total net assets at June 30, 2020 were \$ 321,556. This represents an increase of \$ 16,419 over 2019.

Net Assets



Liquidity ratio:

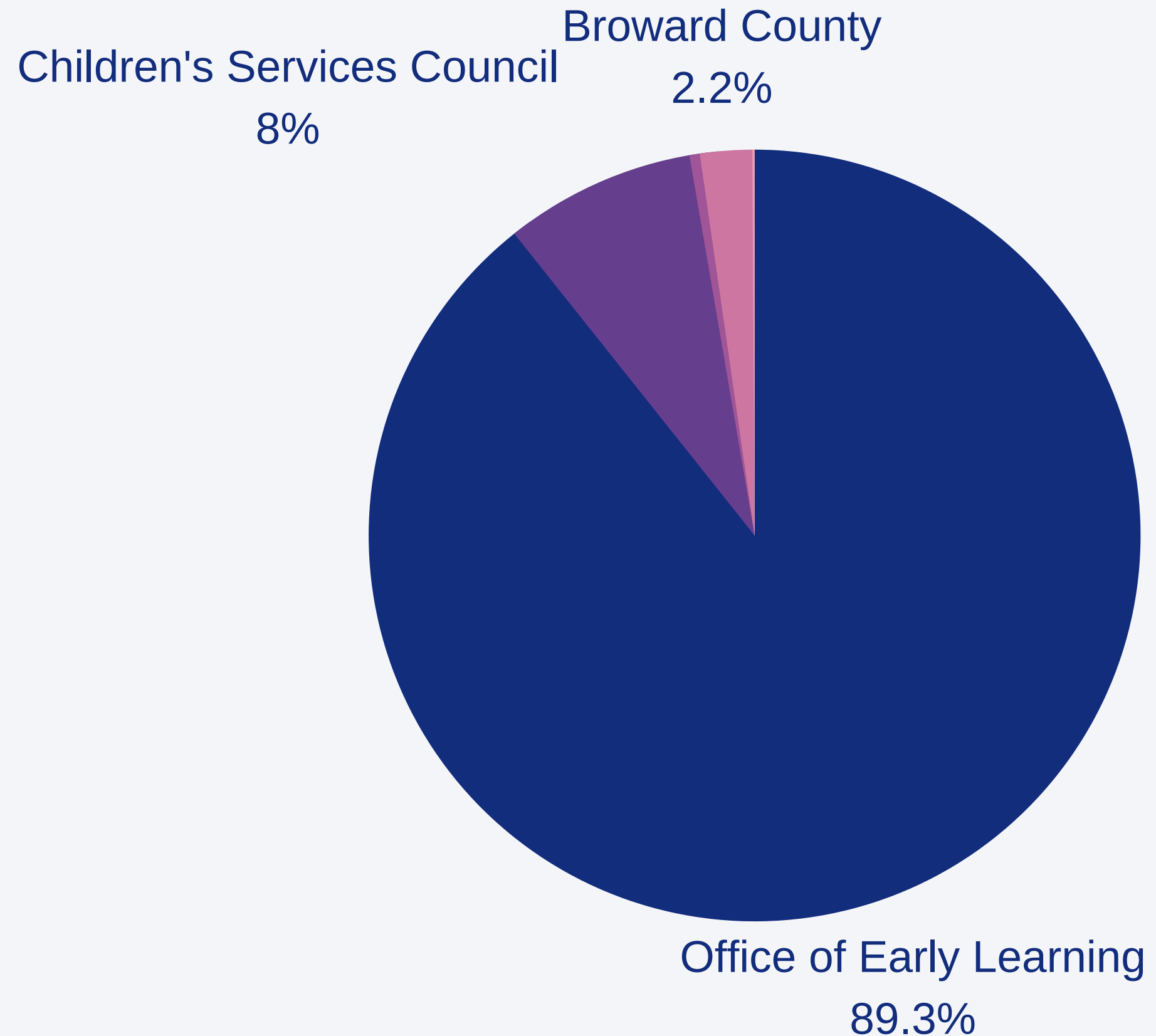


Revenues

	<u>2020</u>	<u>2019</u>	<u>Increase/ Decrease</u>
Federal grants	\$ 60,915,401	\$ 45,360,578	\$ 15,554,823
State grants	47,118,337	50,713,086	(3,594,749)
Local grants	12,888,544	7,897,183	4,991,361
Other income	59,964	54,084	5,880
	<u>\$ 120,982,246</u>	<u>\$ 104,024,931</u>	<u>\$ 16,957,315</u>

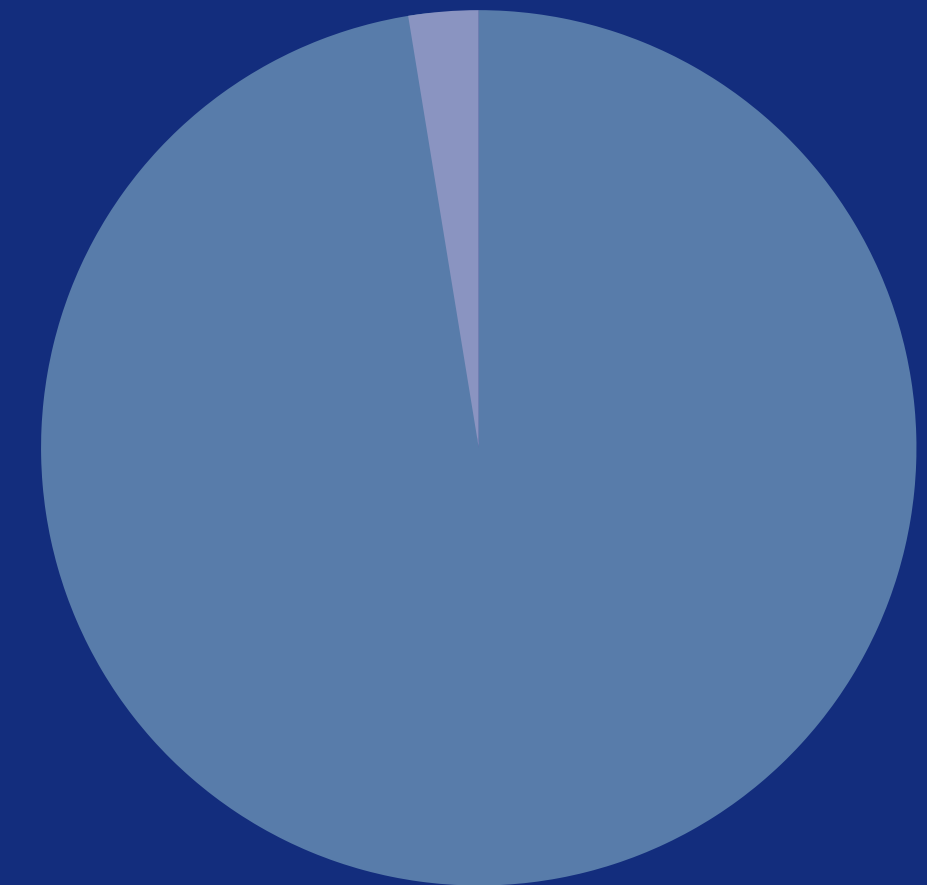
Public support and revenue of the Organization for the year:

Financial Highlights For the Year Ended June 30, 2020 | KMC |



Expenses

General and administrative
2.6%



	<u>2020</u>	<u>2019</u>	<u>Increase/ Decrease</u>
Slots and pass through Eligibility, provider relations and payments	\$ 109,144,953	\$ 92,836,851	\$ 16,308,102
Quality and education	5,862,861	4,868,933	993,928
General and administrative	2,838,442	3,609,109	(770,667)
	<u>3,119,571</u>	<u>2,665,564</u>	<u>454,007</u>
	<u>\$ 120,965,827</u>	<u>\$ 103,980,457</u>	<u>\$ 16,985,370</u>

Program
97.4%



Significant Audit Matters



Other Matters



Report to Management

Required Communication

