




Professional Developing Stipends/Bonuses



Stipends are brought to you by *ARPA* – *American Rescue Plan Act (ARPA)*

Every ELC uses these dollars in their own way.
The ELC of Broward invests in education & learning!

Broward's Educators and Directors

#Browardisthebest!



How do I get a stipend?

Attend a training in full.

Full can be one day in person, one day zoom, multiple days, etc...

Submit all required documentation in ELC's payment system:

Clear

Correct

Current

Certificates of completion.



First Available Stipends

<u>Stipend</u>	<u>Amount</u>	<u>Eligibility</u>
CLASS Through The Administrator Lens	\$1500	Post July 1, 2023
Infant Toddler CLASS Bonus (previous World CLASS Workforce participants only) <i>New coursework included: Sound Beginnings</i>	\$600	Combo Dates – depending on cohort
Introductory 45 Hour Childcare Training	\$500	Post July 1, 2023
MMCI Segment 1 or 2 (previous World CLASS participants only)	World CLASS Workforce Participants	Combo Dates – depending on cohort

For those that were incomplete during world class - they will be emailed/notified of the trainings to become complete. Trainings will be invite only.

Coming Soon...New Stipend Opportunity


- ❖ Degree Translations
- ❖ *New* SR Health & Safety Courses
- ❖ *New* Director Training Series
- ❖ Spanish, English & Creole Language Trainings
- ❖ Zoom Live Training Opportunities
- ❖ In-Person Training
- ❖ Classroom Management Series
- ❖ Behavior Bootcamp Series
- ❖ After School Educator Track
- ❖ Bilingual Benefits Training Series
- ❖ STEAM Training
- ❖ Trainings for Infant/Toddler Educators
- ❖ Trainings specific to Pre-K Educators



Who will apply for the stipend?

YOU are responsible for submitting your documents.

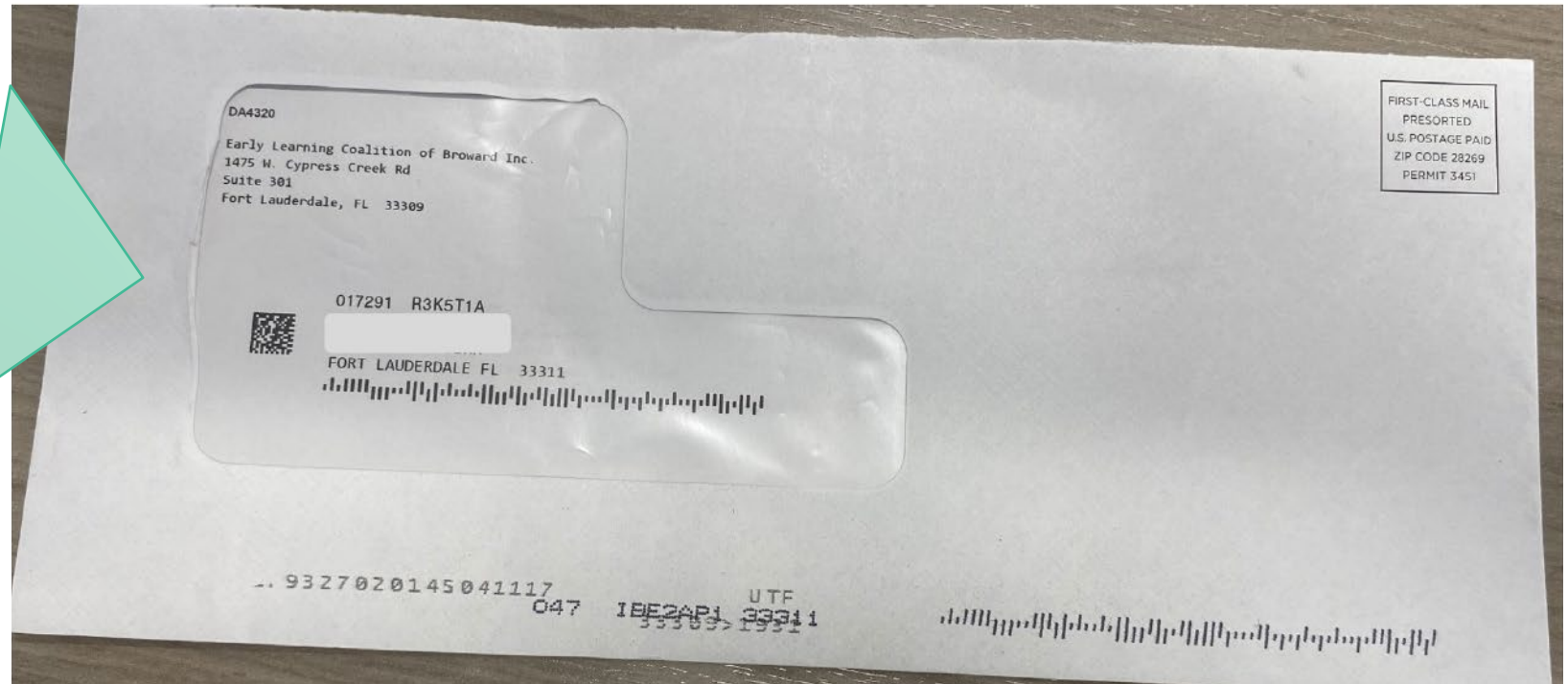
- Directors will no longer be responsible for inputting addresses and uploading W9s and certificates.
- We ask that you assist those individuals that are not techy.



How will stipends be paid?



A check will be mailed directly to each person. Make sure you can receive mail to the address specified.



Cash or Deposit check ASAP

Clearing your check ASAP helps the ELC track if an issue has occurred.

- The previous round of ARPA had a lot of back and forth with missing apartment #s, incorrect addresses, etc...
- You will be notified when your *Stipend Request* is approved.
- You will be notified if you information is needed.
- There is a 14-day waiting process if a check is lost...be very mindful.
- Checks will be mailed at the beginning of each month to allow for the verification process to be completed.









Checks will be mailed monthly

Clearing your check ASAP helps the ELC track if an issue has occurred.

This allows for the verification process to be even more effective than before.

Timeline Example:

- January 4th – Submit Stipend Application/Request
- January 5th – Reviewed by ELC staff
- January 8th – Returned to applicant for edits,
i.e. W9 doesn't match data entry in Stipend System
Email from arpfunds@elcbroward.org
- January 11th – Reviewed by ELC staff
- January 15th – Send for final approval and preparation
- 1 week of the new month –
 - Payment Batch sent to bank for mailing

Su	M	T	W	Th	F	Sa
	1	2	3	4 	5 	6
7	8 	9	10	11 	12	13
14	15 	16	17	18	19	20
21	22	23 	24	25	26	27
28	29	30				

Getting Started

- ✓ Access to a computer and scanner
- ✓ **A techy friend, director, coworker, etc...**
- ✓ Current, clear and clean W-9 (signed & dated)
- ✓ Your social security card
- ✓ Certificate(s)
- ✓ Website address

Or scan the QR code
to get to the
website



https://elcbroward.webauthor.com/go/fx_stipend_payment/default.cfm?actionxm=RegisterSignIn

Legal Full Name (as it appears on your social security card)

Mark individual – it's all for YOU!

Include your mailing address. The check goes to you!

Correctly enter your Social Security #

Don't forget to sign and date.

Don't forget to sign and date.

Form **W-9**
(Rev. October 2018)
Department of the Treasury
Internal Revenue Service

Request for Taxpayer Identification Number and Certification

Go to www.irs.gov/FormW9 for instructions and the latest information.

Give Form to the requester. Do not send to the IRS.

1 Name (as shown on your income tax return). Name is required on this line; do not leave this line blank.
Jennifer Aniston

2 Business name/disregarded entity name, if different from above

3 Check appropriate box for federal tax classification of the person whose name is entered on line 1. Check only one of the following seven boxes.
☒ Individual/sole proprietor or single-member LLC ☐ C Corporation ☐ S Corporation ☐ Partnership ☐ Trust/estate
☐ Limited liability company. Enter the tax classification (C=S corporation, S=S corporation, P=Partnership) ▶
Note: Check the appropriate box in the line above for the tax classification of the single-member owner. Do not check LLC if the LLC is classified as a single-member LLC that is disregarded from the owner unless the owner of the LLC is another LLC that is not disregarded from the owner for U.S. federal tax purposes. Otherwise, a single-member LLC that is disregarded from the owner should check the appropriate box for the tax classification of its owner.
☐ Other (see instructions) ▶

4 Exemptions (codes apply only to certain entities, not individuals; see instructions on page 3):
Exempt payee code (if any) _____
Exemption from FATCA reporting code (if any) _____
(Applies to accounts maintained outside the U.S.)

5 Address (number, street, and apt. or suite no.) See instructions.
3701 N Country Club Dr Apt 301

6 City, state, and ZIP code
Aventura, FL 33180

7 List account number(s) here (optional)

Part I Taxpayer Identification Number (TIN)
Enter your TIN in the appropriate box. The TIN provided must match the name given on line 1 to avoid backup withholding. For individuals, this is generally your social security number (SSN). However, for a resident alien, sole proprietor, or disregarded entity, see the instructions for Part I, later. For other entities, it is your employer identification number (EIN). If you do not have a number, see *How to get a TIN*, later.
Note: If the account is in more than one name, see the instructions for line 1. Also see *What Name and Number To Give the Requester* for guidelines on whose number to enter.

Social security number
1 2 3 - 4 5 - 6 7 8 9
or
Employer identification number

Part II Certification
Under penalties of perjury, I certify that:
1. The number shown on this form is my correct taxpayer identification number (or I am waiting for a number to be issued to me); and
2. I am not subject to backup withholding because: (a) I am exempt from backup withholding, or (b) I have not been notified by the Internal Revenue Service (IRS) that I am subject to backup withholding as a result of a failure to report all interest or dividends, or (c) the IRS has notified me that I am no longer subject to backup withholding; and
3. I am a U.S. citizen or other U.S. person (defined below); and
4. The FATCA code(s) entered on this form (if any) indicating that I am exempt from FATCA reporting is correct.
Certification instructions. You must cross out item 2 above if you have been notified by the IRS that you are currently subject to backup withholding because you have failed to report all interest and dividends on your tax return. For real estate transactions, item 2 does not apply. For mortgage interest paid, acquisition or abandonment of secured property, cancellation of debt, contributions to an individual retirement arrangement (IRA), and generally, payments other than interest and dividends, you are not required to sign the certification, but you must provide your correct TIN. See the instructions for Part II.

Sign Here Signature of U.S. person ▶ **Jennifer Aniston** Date ▶ **11/21/2023**

Your W9 is complete

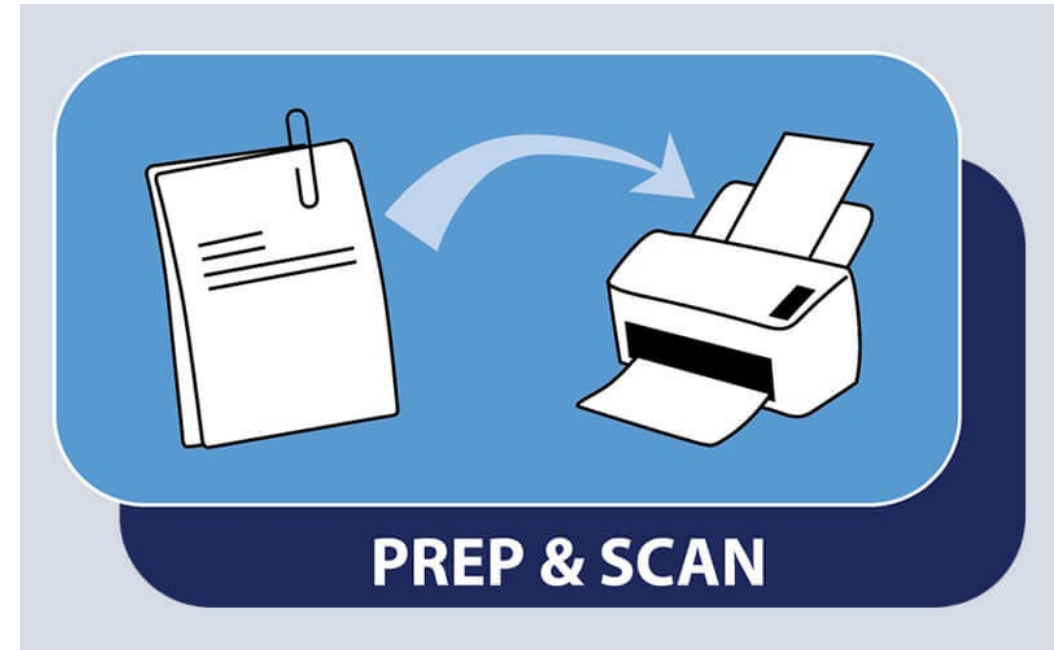


This is where a techy "FRIEND" comes in handy.

TAKE A CLEAR PIC WITH YOUR PHONE



SCAN TO THE COMPUTER



My friends call me Jenny...
my legal name is Jennifer.
When applying for a stipend...



W-9 Form (Rev. October 2018) Department of the Treasury Internal Revenue Service	Request for Taxpayer Identification Number and Certification ▶ Go to www.irs.gov/FormW9 for instructions and the latest information.	Give Form to the requester. Do not send to the IRS.
1. Name (as shown on your income tax return). Name is required on this line; do not leave this line blank. Jennifer Aniston		
2. Business name/disregarded entity name, if different from above		
Part II Certification Under penalties of perjury, I certify that: 1. The number shown on this form is my correct taxpayer identification number (or I am waiting for a number to be issued to me); and 2. I am not subject to backup withholding because: (a) I am exempt from backup withholding, or (b) I have not been notified by the Internal Revenue Service (IRS) that I am subject to backup withholding as a result of a failure to report all interest or dividends, or (c) the IRS has notified me that I am no longer subject to backup withholding; and 3. I am a U.S. citizen or other U.S. person (defined below); and 4. The FATCA code(s) entered on this form (if any) indicating that I am exempt from FATCA reporting is correct. Certification instructions. You must cross out item 2 above if you have been notified by the IRS that you are currently subject to backup withholding because you have failed to report all interest and dividends on your tax return. For real estate transactions, item 2 does not apply. For mortgage interest paid, acquisition or abandonment of secured property, cancellation of debt, contributions to an individual retirement arrangement (IRA), and generally, payments other than interest and dividends, you are not required to sign the certification, but you must provide your correct TIN. See the instructions for Part II, later.		
Sign Here	Signature of U.S. person Jennifer Aniston	Date 11/21/2023

Always use your **legal name** when completing your W9 and entering information in the ELC's payment system.

ELC Stipend Payment System MY QUEUE

Stipend Applicant	
ELC Vendor	
Date of Birth *	11/10/1977
Social Security Number *	123456789
First Name *	Jennifer
Last Name *	Aniston
Center Name *	1 WORLD LEARNING CENTER - 3715
Contact Info	





How do I apply
for a stipend?

?

What name should
Anna use?

Legal name:
Jeanette Anna Marie Smith.

**Registered for Training
Name:**
Anna Smith



How do I apply
for a stipend?

**Anna should
always use her
legal name.**

Legal name:
Jeanette Anna Marie Smith.



Legal name:
Jeanette Anna Marie Smith.

Registered for Training Name:
Anna Smith

Not her
legal
name!

Form **W-9**
(Rev. October 2018)
Department of the Treasury
Internal Revenue Service

Request for Taxpayer Identification Number and Certification

► Go to www.irs.gov/FormW9 for instructions and the latest information.

1 Name (as shown on your income tax return). Name is required on this line; do not leave this line blank.
Anna Smith

2 Business name/disregarded entity name, if different from above

3 Check the box for federal tax classification of the person whose name is entered on line 1. Check only one of the boxes.

4 Social security number (SSN). The TIN provided must match the name given on line 1 to avoid holding. For a sole proprietorship, this is generally your social security number (SSN). However, for a disregarded entity, see the instructions for Part I, later. For other entities, see the instructions for Part I, later. For other entities, see the instructions for Part I, later. For other entities, see the instructions for Part I, later.

5 Taxpayer Identification Number (TIN). If you do not have a number, see how to get a number.

6 Date 11/22/2023

7 Signature of the taxpayer or authorized person 11/22/2023

8 Instructions

Stipend Applicant

Get Vendor

Date of Birth * 8/16/1988

Social Security Number * 123-55-7889

First Name * Anna Marie

Last Name * Smith

Center Name * WORLD LEARNING CENTER - 3715





Legal name:
Jeanette Anna Marie Smith.

Registered for Training Name:
Anna Smith



Form **W-9**
(Rev. October 2018)
Department of the Treasury
Internal Revenue Service

Request for Taxpayer Identification Number and Certification

► Go to www.irs.gov/FormW9 for instructions and the latest information.

1 Name (as shown on your income tax return). Name is required on this line; do not leave this line blank.
Jeanette Anna Marie Smith

2 Business name/disregarded entity name, if different from above

3 Check appropriate box for federal tax classification of the person whose name is entered on line 1. Check only one of the following seven boxes.

Taxpayer Identification Number (TIN)

IN in the appropriate box. The TIN provided must match the name given on line 1 to avoid holding. For individuals, this is generally your social security number (SSN). However, for a h, sole proprietor, or disregarded entity, see the instructions for Part I, later. For other your employer identification number (EIN). If you do not have a number, see *How to get a*

account is in more than one name, see the instructions for line 1. Also see *What Name and Give the Requester* for guidelines on whose number to enter.

Certification

Certification instructions. You must cross out item 2 above if you have been notified by the IRS that you are currently subject to backup withhold you have failed to report all interest and dividends on your tax return. For real estate transactions, item 2 does not apply. For mortgage interest pa acquisition or abandonment of secured property, cancellation of debt, contributions to an individual retirement arrangement (IRA), and generally, other than interest and dividends, you are not required to sign the certification, but you must provide your correct TIN. See the instructions for Pa

Sign Here Signature of U.S. person ► *JAM Smith* Date ► 11/22/2023

General Instructions

Section references are to the Internal Revenue Code unless otherwise noted.

- Form 1099-DIV (dividends, including those from stocks or funds)
- Form 1099-MISC (various types of income, prizes, awards)

ELC Vendor

Date of Birth * 8/16/1988

Social Security Number * 123-55-7889

First Name * Jeanette Anna Marie

Last Name * Smith

Center Name * 1 WORLD LEARNING CENTER - 3715

She used
her legal
name.

Reminder!!!!!!!!!!!!

Include your apartment
on everything

Do we have a match?

W-9 Request for Taxpayer Identification Number and Certification
Form 1041-01-16
Department of the Treasury
IRS

Go to www.irs.gov/Form990 for instructions and the latest information.

Give Form to the requester. Do not send to the IRS.

1 Name (see instructions for details). Name is required on this line; do not leave this line blank.
Jennifer Aniston

2 Business name (if different from above)

3 Check appropriate box for federal tax classification of the person whose name is entered on line 1. Check only one of the following boxes:
☒ a. Individual (sole proprietor or single-member LLC)
☐ b. C Corporation
☐ c. S Corporation
☐ d. Partnership
☐ e. Trust/estate
☐ f. Limited liability company. Enter the tax classification (C-Corporation, S-Corporation, P-Partnership) in the space below the box.
☐ g. Other (see instructions)
☐ h. Exempt organization (see instructions)
☐ i. Other (see instructions)
☐ j. Other (see instructions)
☐ k. Other (see instructions)
☐ l. Other (see instructions)
☐ m. Other (see instructions)
☐ n. Other (see instructions)
☐ o. Other (see instructions)
☐ p. Other (see instructions)
☐ q. Other (see instructions)
☐ r. Other (see instructions)
☐ s. Other (see instructions)
☐ t. Other (see instructions)
☐ u. Other (see instructions)
☐ v. Other (see instructions)
☐ w. Other (see instructions)
☐ x. Other (see instructions)
☐ y. Other (see instructions)
☐ z. Other (see instructions)

4 Exemptions (check only one box). See instructions on page 3.
☐ a. Exemption from FATCA reporting (see instructions on page 3)
☐ b. Exemption from FATCA reporting (see instructions on page 3)
☐ c. Exemption from FATCA reporting (see instructions on page 3)
☐ d. Exemption from FATCA reporting (see instructions on page 3)
☐ e. Exemption from FATCA reporting (see instructions on page 3)
☐ f. Exemption from FATCA reporting (see instructions on page 3)
☐ g. Exemption from FATCA reporting (see instructions on page 3)
☐ h. Exemption from FATCA reporting (see instructions on page 3)
☐ i. Exemption from FATCA reporting (see instructions on page 3)
☐ j. Exemption from FATCA reporting (see instructions on page 3)
☐ k. Exemption from FATCA reporting (see instructions on page 3)
☐ l. Exemption from FATCA reporting (see instructions on page 3)
☐ m. Exemption from FATCA reporting (see instructions on page 3)
☐ n. Exemption from FATCA reporting (see instructions on page 3)
☐ o. Exemption from FATCA reporting (see instructions on page 3)
☐ p. Exemption from FATCA reporting (see instructions on page 3)
☐ q. Exemption from FATCA reporting (see instructions on page 3)
☐ r. Exemption from FATCA reporting (see instructions on page 3)
☐ s. Exemption from FATCA reporting (see instructions on page 3)
☐ t. Exemption from FATCA reporting (see instructions on page 3)
☐ u. Exemption from FATCA reporting (see instructions on page 3)
☐ v. Exemption from FATCA reporting (see instructions on page 3)
☐ w. Exemption from FATCA reporting (see instructions on page 3)
☐ x. Exemption from FATCA reporting (see instructions on page 3)
☐ y. Exemption from FATCA reporting (see instructions on page 3)
☐ z. Exemption from FATCA reporting (see instructions on page 3)

5 City, state, and ZIP code.
Aventura, FL 33180

6 List account number(s) here (optional)

7 Taxpayer Identification Number (TIN). Enter your TIN in the appropriate box. The TIN provided must match the name given on line 1 to avoid backup withholding. For individuals, this is generally your social security number (SSN). However, for a resident alien, sole proprietor, or partnership, see the instructions for Part I, later. For other entities, it is your employer identification number (EIN). If you do not have a number, see How to get a TIN, later.
31-211-4101

8 Certification. Under penalties of perjury, I certify that:
1. The number shown on this form is my correct taxpayer identification number (or I am waiting for a number to be issued to me); and
2. I am not subject to backup withholding because: (a) I am exempt from backup withholding, or (b) I have not been notified by the Internal Revenue Service (IRS) that I am subject to backup withholding as a result of a failure to report all interest or dividends, or (c) the IRS has notified me that I am no longer subject to backup withholding; and
3. I am a U.S. citizen or other U.S. person (defined below); and
4. The FATCA code(s) entered on this form (if any) indicating that I am exempt from FATCA reporting is correct.
Certification instructions. You must cross out item 2 above if you have been notified by the IRS that you are currently subject to backup withholding because you have failed to report all interest and dividends on your tax return. For real estate transactions, item 2 does not apply. For mortgage interest paid, acquisition or abandonment of secured property, cancellation of debt, contributions to an individual retirement arrangement (IRA), and generally, payments other than interest and dividends, you are not required to sign the certification, but you must provide your correct TIN. See the instructions for Part II, later.

Sign Here **Jennifer Aniston** Date **11/21/2023**

Date of Birth * 11/10/1977

Social Security Number * 123456789

First Name * Jennifer

Last Name * Aniston

Center Name * 1 WORLD LEARNING CENTER - 3715

Contact Info

Personal Email Address * Jenan110169@gmail.com

Phone Number * 305-318-4421

Mailing Address * 3701 N country Club Drive, Aventura, FL 33180

* Have you received a stipend from the ELC in the past 6 months?

☐ Yes

☒ No

W-9 * [Choose File](#) [Download from IRS](#)

Personal Email Address * Jenan110169@gmail.com

Phone Number * 305-318-4421

Mailing Address * 3701 N country Club Drive, Aventura, FL 33180

* Have you received a stipend from the ELC in the past 6 months?

☐ Yes

☒ No

Do we have a match?

W-9 Request for Taxpayer Identification Number and Certification

Form 1041-01-18
Department of the Treasury
IRS

Go to www.irs.gov/Form990 for instructions and the latest information.

Give Form to the requester. Do not send to the IRS.

1 Name (see instructions on your instructions) Name is required on this line; do not leave this line blank.
Jennifer Aniston

2 Business name (if different from above)

3 Check appropriate box for federal tax classification of the person whose name is entered on line 1. Check only one of the following boxes:
☒ Sole proprietorship
☐ C Corporation
☐ S Corporation
☐ Partnership
☐ Trust/estate
☐ Limited liability company: Enter the tax classification of the single member owner. Do not check LLC if the LLC is classified as a single member LLC that is exempt from the rules of the LLC or another LLC that is not disregarded from the owner for U.S. federal tax purposes. Otherwise, a single member LLC that is disregarded from the owner should check the appropriate box for the tax classification of the owner.
☐ Other (see instructions)

4 Exemptions (check only one):
☐ Exemption from FATCA reporting (see instructions on page 3)
☐ Exemption from FATCA reporting (see instructions on page 3)

5 State (see instructions)
3701 N Country Club Dr Apt 301
Aventura, FL 33180


6 City, state, and ZIP code

7 List account number(s) here (optional)

8 Taxpayer Identification Number (TIN)
Enter your TIN in the appropriate box. The TIN provided must match the name given on line 1 to avoid backup withholding. For individuals, this is generally your social security number (SSN). However, for a resident alien, sole proprietor, or disregarded entity, see the instructions for Part I, later. For other entities, it is your employer identification number (EIN). If you do not have a number, see How to get a TIN, later.
Note: If the account is in more than one name, see the instructions for line 1. Also see What Name and Number To Give the Requester for guidelines on whose number to enter.

9 Certification
Under penalties of perjury, I certify that:
1. The number shown on this form is my correct taxpayer identification number (or I am waiting for a number to be issued to me); and
2. I am not subject to backup withholding because: (a) I am exempt from backup withholding, or (b) I have not been notified by the Internal Revenue Service (IRS) that I am subject to backup withholding as a result of a failure to report all interest or dividends, or (c) the IRS has notified me that I am no longer subject to backup withholding; and
3. I am a U.S. citizen or other U.S. person (defined below); and
4. The FATCA code(s) entered on this form (if any) indicating that I am exempt from FATCA reporting is correct.
Certification instructions: You must cross out item 2 above if you have been notified by the IRS that you are currently subject to backup withholding because you have failed to report all interest and dividends on your tax return. For real estate transactions, item 2 does not apply. For mortgage interest paid, acquisition or abandonment of secured property, cancellation of debt, contributions to an individual retirement arrangement (IRA), and generally, payments other than interest and dividends, you are not required to sign the certification, but you must provide your correct TIN. See the instructions for Part II, later.

Sign Here
Signature of U.S. person: **Jennifer Aniston**
Date: **11/21/2023**



Date of Birth * 11/10/1977

Social Security Number * 123456789

First Name * Jennifer

Last Name * Aniston

Center Name * 1 WORLD LEARNING CENTER - 3715

Contact Info

Personal Email Address * Jenan110169@gmail.com

Phone Number * 305-318-4421

Mailing Address * 3701 N country Club Drive, Aventura, FL 33180

* Have you received a stipend from the ELC in the past 6 months?

☐ Yes

☒ No

W-9 * [Choose File](#) [Download from IRS](#)

5 Address (street, incl apt. or suite no.) See instructions
3701 N Country Club Dr Apt 301
Aventura, FL 33180
7 List account number(s) here (optional)

Personal Email Address * Jenan110169@gmail.com

Phone Number * 305-318-4421

Mailing Address * 3701 N country Club Drive, Aventura, FL 33180

* Have you received a stipend from the ELC in the past 6 months?

☐ Yes

☒ No

THERE IS NO APARTMENT #.

Do we have a match?

W-9 Request for Taxpayer Identification Number and Certification

Form 990-SS (01-18)
Department of the Treasury
Internal Revenue Service

Go to www.irs.gov/form990 for instructions and the latest information.

Give Form to the requester. Do not send to the IRS.

1 Name of the person or entity you are completing this form for. If different from above, see instructions.

2 Business name (if different from 1), address, and city, state, and ZIP code.

3 Check appropriate box to indicate the classification of the person or entity you are completing this form for. Check only one of the following.
☐ Sole proprietor or single-member LLC
☐ Partnership
☐ S Corporation
☐ C Corporation
☐ Trust or estate
☐ Other (see instructions)

4 Check appropriate box to indicate the classification of the person or entity you are completing this form for. Check only one of the following.
☐ Exemption from FATCA reporting (see instructions)
☐ Exemption from FATCA reporting (see instructions)

5 Taxpayer Identification Number (TIN). Enter your TIN in the appropriate box. The TIN provided must match the name given on line 1 to avoid backup withholding. For individuals, this is generally your social security number (SSN). However, for a resident alien, sole proprietor, or disregarded entity, see the instructions for Part I, later. For other entities, it is your employer identification number (EIN). If you do not have a number, see how to get a TIN, later.

6 If the account is in more than one name, see the instructions for line 1. Also see What Name and Number To Give the Requester for guidelines on whose number to enter.

7 List account number(s) here (optional).

8 Signature of preparer or taxpayer. *Joseph A. Smith*

9 Date. *11/21/2023*



Stipend Applicant

ELC Vendor

Date of Birth * 11/20/1977

Social Security Number * 123456789

First Name * Jonathan

Last Name * Arison

Center Name * 1 WORLD LEARNING CENTER - 3715

Contact Info

Personal Email Address * alismommy20@gmail.com

Phone Number * 305-338-4423

Mailing Address * 1701 N Country Club Dr Apt 301, Aventura, FL 33180

* Have you received a stipend from the ELC in the past 6 months?

☐ Yes

☒ No

W-9 * [Choose File](#) [Download from IRS](#)

1. Enter name (last, first, and middle initial) if different from above.

2. Address (number, street, and apt. or suite no.) See instructions.

3. City, state, and ZIP code.

4. Mailing address (if different from 2).

5. List account number(s) here (optional).

Contact Info

Personal Email Address * alismommy20@gmail.com

Phone Number * 305-338-4423

Mailing Address * 1701 N Country Club Dr Apt 301, Aventura, FL 33180

* Have you received a stipend from the ELC in the past 6 months?

☐ Yes

☒ No

Apartment # is on both!

Errors that require a *back and forth* will lead to a *delay in payment*

- § Application will be returned if....
 - § W9 and entered info doesn't match
 - § No certificate
 - § Certificate is wrong
 - § W9 is incomplete
 - § Social Security # is wrong
 - § Up to you to be responsive

BACK
AND
FORTH



Notifications, Emails, Changes...



Smartie Pants <smartiep23@gmail.com>

Participant Check: Smarti Test Name - 954-377-1212 Returned To You - Submitted

1 message

noreply@webauthor.com <noreply@webauthor.com>
To: Smartie Pants <smartiep23@gmail.com>

Tue, Dec 12, 2023 at 2:44 PM

Hello Educator,

We have received your stipend request.

Please see the **outcome** below for changes that need to be made.

Any questions, email arpfunds@elcbroward.org

The ELC Team.

Outcome: Reject

Please revise the W9 to reflect your apartment number.

- Smarti Test Name - 954-377-1212

[View](#)

Date	Activity	User
12/12/2023 2:42 PM	WF Level: Submitted	Smartie Pants





Go to ELC of Broward's website for more how to videos to submit your training stipend.

www.elcbroward.org

For questions, email arpfunds@elcbroward.org

**Thank you for attending a
training brought to you by
the
ELC of Broward.**



Very knowledgeable, caring
and supportive instructors.
Thank you for an excellent
training session!

